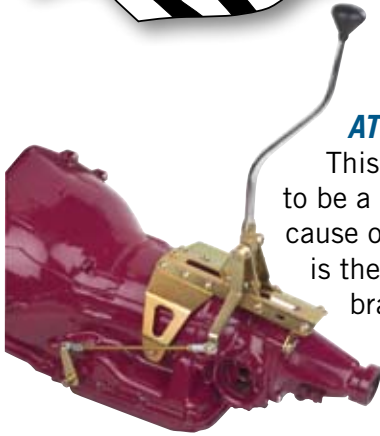




## Shifter Part Number "Explanation Sheet"



### **ATS = Automatic Transmission Shifter**

This shifter is best used in many cars that are just getting built and the floor is going to be a custom floor anyway. It also allows mounting into an existent floor opening because of the versatility of the main plate. It is one of our most popular shifters and this is the shifter that has all the brackets that cover the transmission. (These are the same brackets that can be used to mount our Trans Mount emergency brake levers.)

*Available in Lever Lengths of: 6", 8", 10", 12", 16", 23" and Radical 32"*

**NOTE: Nostalgia 16" and 23" Nostalgia designates double bend, Radical 32" single and double bend are designated in the part number. See examples below:**

R1 = Radical 32" Single Bend  
R2 = Radical 32" Double Bend

AN = 23" Nostalgia  
BN = 16" Nostalgia



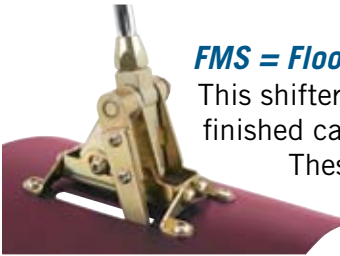
### **TM = Tailmount Shifters**

This shifter bolts to the back of the transmission where the tailhousing bolts to the case. These shifters work well where floor clearance is tight such as T-buckets, and some roadsters. It is important to note that they still utilize the rod style linkage and that they are mounted directly to the tailhousing bolts of the transmission.

*Available in Lever Lengths of: 6", 8", 10" and 12"*

*Longer levers are available but not recommended.*

*Call for details.*



### **FMS = Floor Mount Shifter**

This shifter is best used in Muscle Car applications or if you are putting a floor mount shifter in a finished car. It requires 4 holes in the floor as well as a 1/2" x 3" long slot for the shift lever arm.

These shifters still use the rod style linkage and make for a very clean fit both in the car as well as under the car.

*Available in Lever Lengths of 6", 8", 10", 12", 16" and 23"*


*Longer levers are available but not recommended. Call for details.*



### **COS = Cable Operated Shifter**

These are Floor Mounted shifters and they work best in applications where the shifter is located ahead of the selector shaft in the transmission. The standard cable is 4' long. These work best in vehicles with space limitations under the car.

*Available in Lever Lengths of 6", 8", 10", 12", 16" and 23"*



# Knob and Lever Length Designations



Any shifter can be designated as Midnight Series by using an 'X' in front of the part number.

Example: XATS64L80R1

Nostalgia 16" and Nostalgia 23", Radical 32" single and double bend, come standard with a Black Mushroom Knob.

### Lever Lengths:

R2= 32" Double Bend  
 R1= 32" Single Bend  
 AN=23" Nostalgia  
 BN=16" Nostalgia  
 A=23"  
 B=16"  
 C=12"  
 D=10"  
 E=8"  
 F=6"

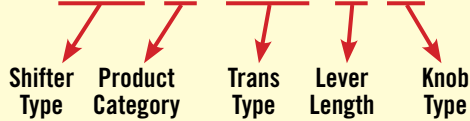
### Knobs:

M= Mushroom  
 MP= Polished Mushroom  
 B= Black Anodized Mushroom  
 L= Lokar Tapered  
 LP= Lokar Polished  
 PP= Polished Piston  
 P= Piston  
 8= Eight Ball  
 S= Skull

## Shifter Part Number Break Down

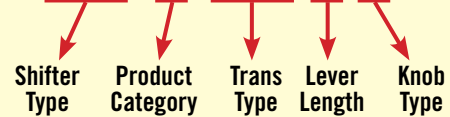
Automatic Transmission Shifter  
 ATS6350BM

**ATS 6 350 B M**



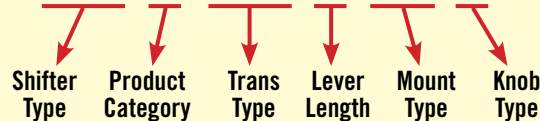
Floor Mount Shifter  
 FMS60C6CB

**FMS 6 0C6 C B**



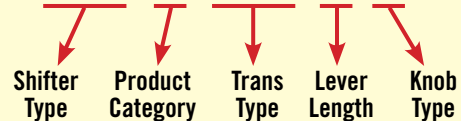
Tailmount Shifter  
 ATS6350CTMB

**ATS 6 350 C TM B**



Cable Operated Shifter  
 COS6350BP

**COS 6 350 B P**



Lokar Performance Products

10924 Murdock Dr. • Knoxville, TN 37932

TOLL FREE 1-877-469-7440 • (865) 966-2269 • FAX (865) 671-1999 • tech@lokar.com • www.lokar.com

Rev. 3/04/09